

Features

- Max. tensile strength 3.000 N, working load 2.500 N.
- Robust design - high strength.
- Stud assembly with protective, compensating and retaining washers.
- Rivet or screw mounting spring receptacle.
- 1/4 turn to open - close by a push of the finger.

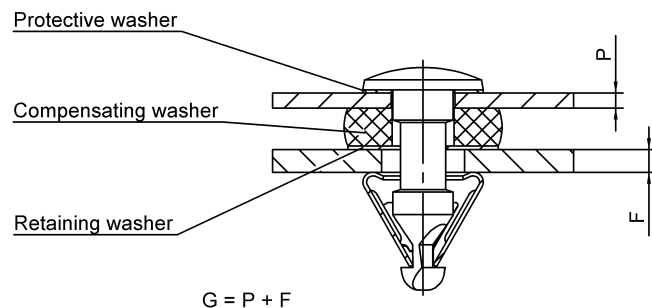
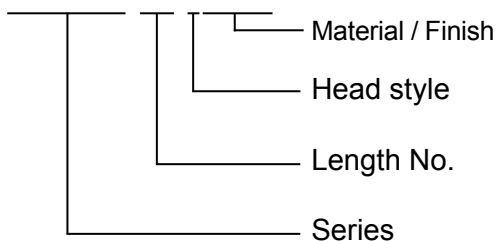
Selection Instructions

1. Select stud assembly and spring clip, page N-2 and N-3.
2. Select compensating and retaining washers, page N-2.
3. Select stud length number from grip range G using the table below, insert into stud part number * (e.g. 717S01-* -1AGV).

Part no. example

Spring clip, rivet / screw mounting


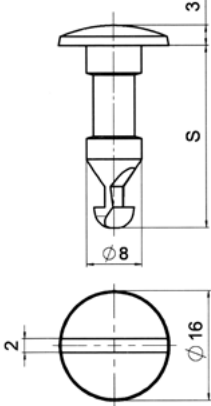

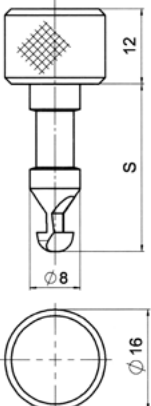
717 S01 -2 -1AGV



Stud Length Table

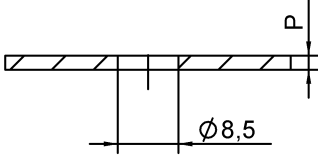
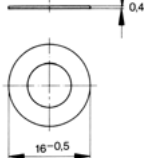
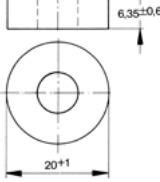

Griprange G	Stud Length No.
1,0 - 3,0	1
3,0 - 5,0	2
5,0 - 7,0	3
7,0 - 9,0	4
9,0 - 11,0	5
11,0 - 13,0	6


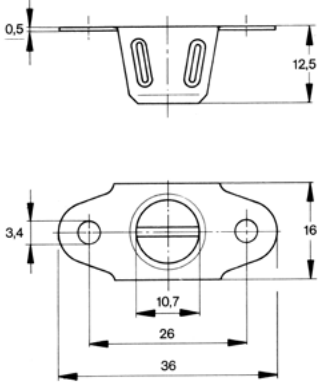
Other lengths on request.

Style	Dimensions	Materials / Finish	°C	Part No.
<p>Slotted Recess Head</p> 	 <p>S = 20,5 + (2 x length no.)</p>	Steel/ zinc-plated CrVI-free, clear passivation	-40 up to +100	717S01- *-1AGV
<p>Knurled Head</p> 	 <p>S = 20,5 + (2 x length no.)</p>	Steel/ zinc-plated CrVI-free, clear passivation	-40 up to +100	717S01- *-2AGV

* Length no. from Table, see page N-1.

Stud Installation Instructions

Style	Dimensions	Materials / Finish	°C	Part No.
	<p>Protective washer</p> 	Plastic (PA6) / natural colour	-40 up to +100	717W02-1K
	<p>Compensating washer</p> 	Plastic (PU-foam) / anthracite	-40 up to +100	717W03-1K
	<p>Retaining washer</p> 	Plastic (PA6) / natural colour	-40 up to +100	717W01-1K

Style	Dimensions	Materials / Finish	°C	Part No.
Rivet / Screw Mounting 		Steel / zinc flake coated	-40 up to 100	717R01-1AK7

Installation Instructions

Installation Dimensions
