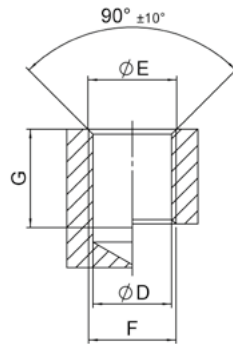
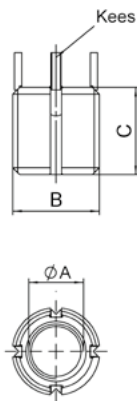


KNJ Series

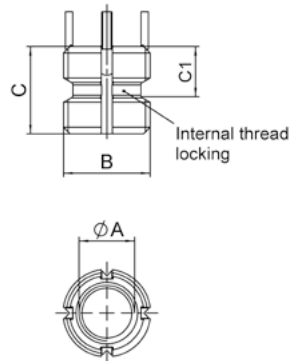
Part-no.		Dimensions				
Standard type "S"	Locking type "L"	Thread A Ø A class 3B	Thread B Ø B class 2A mod.	Shear engagement inch ² (mm ²)	C inch (mm)	C1 inch (mm)
KN1032J	KNL1032J	10-32	5/16-18	0,1517 (97,9)	0,31 (7,87)	0,31 (7,87)
				0,0945 (60,9)		
KN1024J	KNL1024J	10-24	5/16-18	0,1517 (97,9)	0,31 (7,87)	0,31 (7,87)
				0,0945 (61,0)		
KN428J	KNL428J	1/4-28	3/8-16	0,2371 (153,0)	0,37 (9,40)	0,33 (8,38)
				0,1726 (111,4)		
KN420J	KNL420J	1/4-20	3/8-16	0,2371 (153,0)	0,37 (9,40)	0,36 (9,14)
				0,1726 (111,4)		
KN524J	KNL524J	5/16-24	7/16-14	0,3049 (196,7)	0,43 (10,9)	0,34 (8,64)
				0,2321 (149,7)		
KN518J	KNL518J	5/16-18	7/16-14	0,3049 (196,7)	0,43 (10,9)	0,37 (9,40)
				0,2321 (149,7)		

Part-no.	Installation dimensions				Hand installation tool part-no.	Removal dimensions	
	Ø D modified tap drill Ø inch	Ø E countersink Ø inch +0,01 (mm)	Thread F			Ø inch (mm)	Depth inch (mm)
			Ø F class 2B	G min. inch (mm)			
KN1032J	0,272 (6,91)	0,323 (8,20)	5/16-18	0,37 (9,4)	TD1032L	7/32 (5,56)	5/32 (3,97)
KNL1032J							
KN1024J	0,272 (6,91)	0,323 (8,20)	5/16-18	0,37 (9,4)	TD1024L	7/32 (5,56)	5/32 (3,97)
KNL1024J							
KN428J	0,332 (8,43)	0,385 (9,78)	3/8-16	0,43 (10,9)	TD428L	9/32 (7,14)	3/16 (4,76)
KNL428J							
KN420J	0,332 (8,43)	0,385 (9,78)	3/8-16	0,43 (10,9)	TD420L	9/32 (7,14)	3/16 (4,76)
KNL420J							
KN524J	0,397 (10,08)	0,447 (11,35)	7/16-14	0,50 (12,7)	TD524L	11/32 (8,73)	3/16 (4,76)
KNL524J							
KN518J	0,397 (10,08)	0,447 (11,35)	7/16-14	0,50 (12,7)	TD518L	11/32 (8,73)	3/16 (4,76)
KNL518J							

Type "S"



Type "L"



KNJ Series

Kees:
Inserts with internal thread size of 1/4" and under are furnished with 2 locking kees
Inserts with internal thread size of 5/16" and above are furnished with 4 locking kees

C1 = max. distance to end of thread lock

Part-no.		Dimensions				
Standard type "S"	Locking type "L"	Thread A Ø A class 3B	Thread B Ø B class 2A mod.	Shear engagement inch ² (mm ²)	C inch (mm)	C1 inch (mm)
KN624J	KNL624J	3/8-24	1/2-13	0,4299 (277,4)	0,50 (12,7)	0,36 (9,14)
				0,3366 (217,2)		
KN616J	KNL616J	3/8-16	1/2-13	0,4299 (277,4)	0,50 (12,7)	0,40 (10,16)
				0,3366 (217,2)		
KN720J	KNL720J	7/16-20	9/16-12	0,5665 (365,5)	0,56 (14,2)	0,41 (10,41)
				0,4606 (297,2)		
KN714J	KNL714J	7/16-14	9/16-12	0,5665 (365,5)	0,56 (14,2)	0,45 (11,43)
				0,4606 (297,2)		
KN820J	KNL820J	1/2-20	5/8-11	0,7175 (462,9)	0,62 (15,6)	0,42 (10,67)
				0,5906 (381,0)		
KN813J	KNL813J	1/2-13	5/8-11	0,7175 (462,9)	0,62 (15,6)	0,47 (11,94)
				0,5906 (381,0)		

Part-no.	Installation dimensions				Hand installation tool part-no.	Removal dimensions	
	Ø D modified tap drill Ø inch	Ø E countersink Ø inch +0,01 (mm)	Thread F			Drill	
			Ø F class 2B	G min. inch (mm)		Ø inch (mm)	Depth inch (mm)
KN624J	0,453 (11,51)	0,510 (12,95)	1/2-13	0,56 (14,2)	TD624L	13/32 (10,32)	3/16 (4,76)
KNL624J							
KN616J	0,453 (11,51)	0,510 (12,95)	1/2-13	0,56 (14,2)	TD616L	13/32 (10,32)	3/16 (4,76)
KNL616J							
KN720J	0,516 (13,11)	0,572 (14,53)	9/16-12	0,62 (15,7)	TD720-L	15/32 (11,91)	3/16 (4,76)
KNL720J							
KN714J	0,516 (13,11)	0,572 (14,53)	9/16-12	0,62 (15,7)	TD714L	15/32 (11,91)	3/16 (4,76)
KNL714J							
KN820J	0,578 (14,68)	0,635 (16,13)	5/8-11	0,68 (17,3)	TD820L	17/32 (13,49)	3/16 (4,76)
KNL820J							
KN813J	0,578 (14,68)	0,635 (16,13)	5/8-11	0,68 (17,3)	TD813L	17/32 (13,49)	3/16 (4,76)
KNL813J							