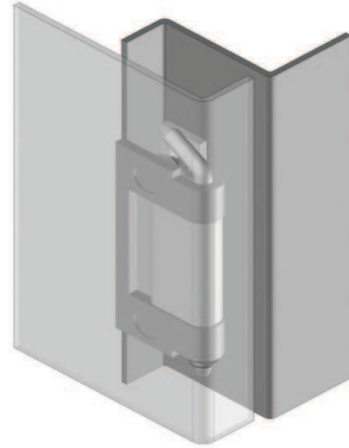


**Particular Features:**

- For doors with a bent of 20 mm or 24 mm
- Frame part screwed on
- Door part welded-on
- Left hand and right hand application is possible
- Note: Bolts are not given

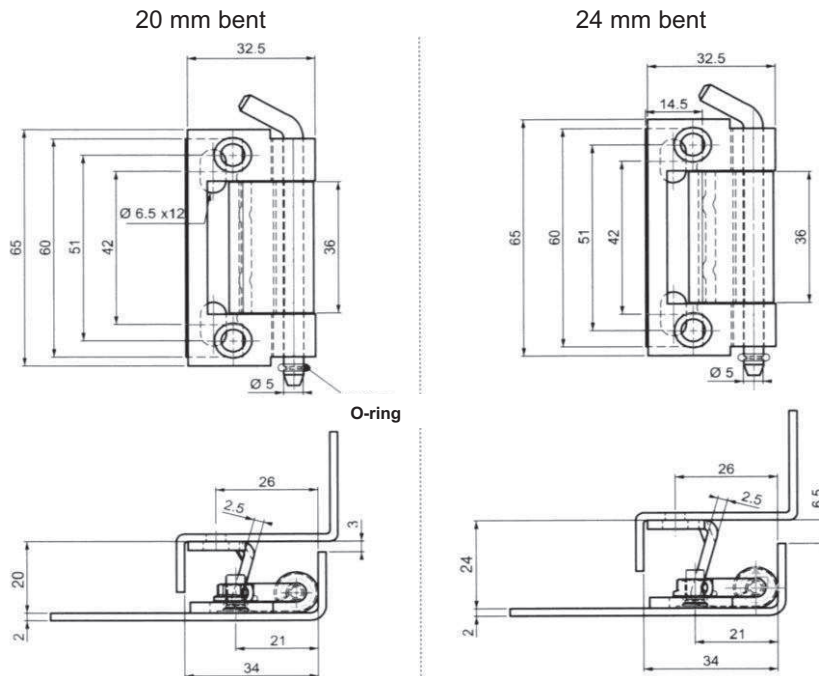


**Application:**

Electric panels, machinery covers

Version	Materials / Finish	Part-No.
	steel / zinc plated 20 mm bent	HI20AG-T1
	steel / zinc plated 24 mm bent	HI20AG-T2

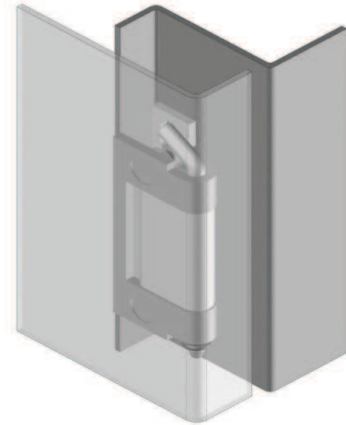
**Dimensions and Hole Preparation**



**Particular Features:**

- For doors with a bent of 20 mm or 24 mm
- Frame part screwed on
- Door part welded-on
- Left hand and right hand application is possible
- Note: Bolts are not given

Hinge Rotation Angle



**Application:**

Electric panels, machinery covers

Version	Materials / Finish	Part-No.
	steel / zinc plated 20 mm bent	HI20AG-T3
	steel / zinc plated 24 mm bent	HI20AG-T4

**Dimensions and Hole Preparation**

